

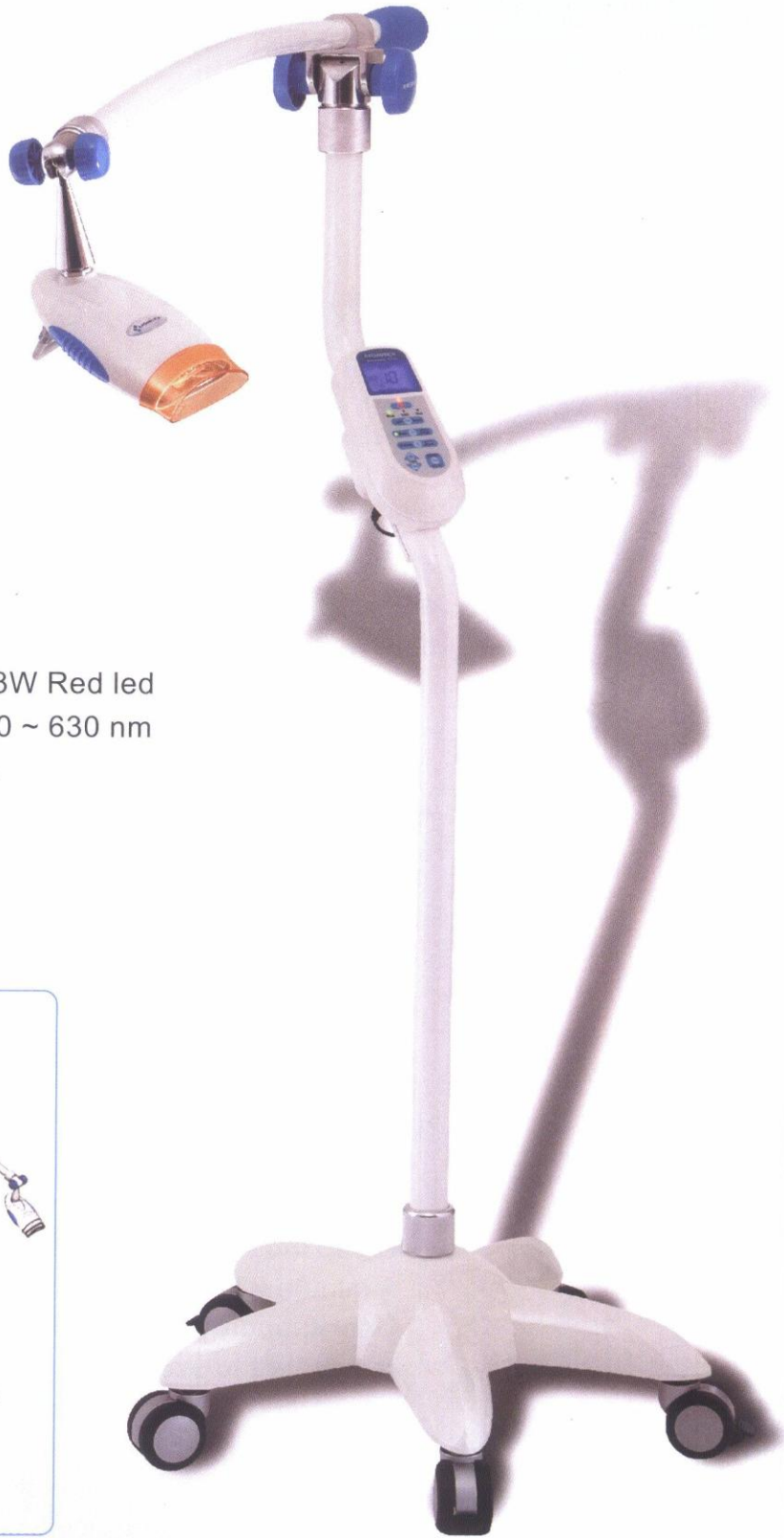
WhitenMAX BR800

Professional teeth whitening unit

The latest LED technology with tooth whitening accelerator. Combined with 4 Blue & 1 Red led lights emission, wider spectrum of curing efficiency can be offered, giving teeth whitening more care and better result.

WhitenMAX BR800

The new tooth whitening system offers the most comfortable and effective treatment all the time.



Specification:

Light source : 4 – 3W Blue leds & 1 – 3W Red led

Output Spectrum : 450 ~ 470 nm & 620 ~ 630 nm

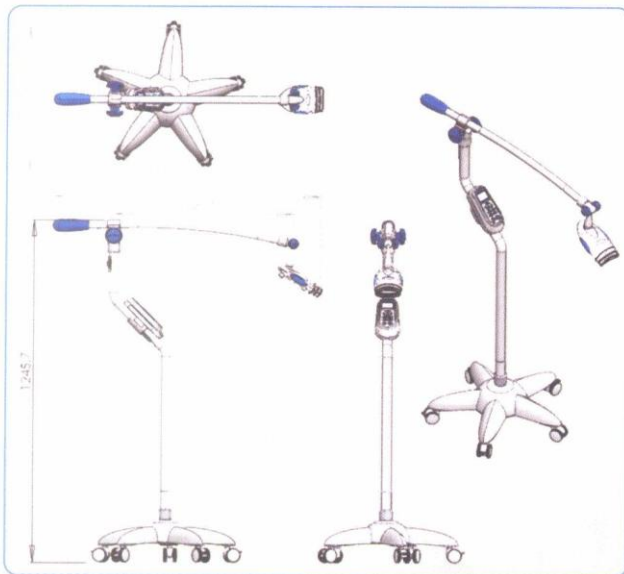
Voltage : AC 100-240V 50-60HZ 1.2A

Weight : 6.7 kgs net.

Dimensions on

Total Arm Length : 960 mm

Total Height : 1245 mm



WhitenMAX BR800

Performance and profession

- Professional Dental Bleaching Unit
- Ergonomic and streamlined design
- Pre-programmable microprocessor
- Full mobility for chair-side treatment
- Easy to clean & maintenance free
- Patient comfort for better satisfaction
- Electrical safety standards



A functional digital display panel gives more control and adjustment over the whitening application, there are three choices of light source, two power outputs and adjustable setting time for different preference.

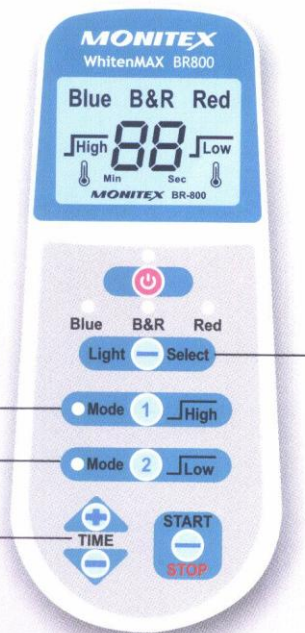
Two modes of flux illumination :

Mode 1:

High - 100% output

Mode 2:

Low - 70% power output



Adjustable whitening times:

from 1 to 20 minutes, or repeat the set cycles.

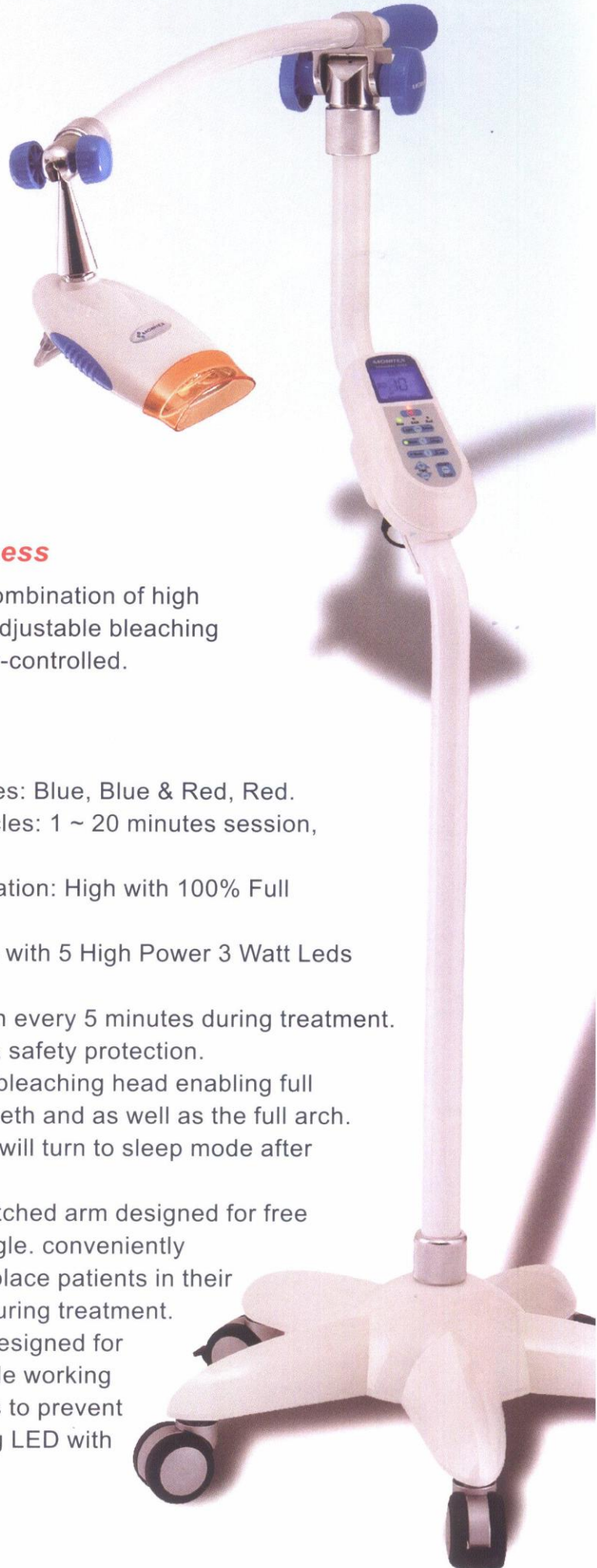


before



after





Healthy and Brightness

WhitenMAX BR800, a combination of high efficiency Blue/Red led adjustable bleaching time with microprocessor-controlled.

- Three LED light sources: Blue, Blue & Red, Red.
Optional treatment cycles: 1 ~ 20 minutes session, preset for 10 minutes.
Two choices of illumination: High with 100% Full power & 70% output.
High tech LED module with 5 High Power 3 Watt Leds (4-blue & 1-red).
Audible signal sound in every 5 minutes during treatment.
Over-Heat indication & safety protection.
A unique arch-formed bleaching head enabling full coverage of anterior teeth and as well as the full arch.
Sleep mode > the unit will turn to sleep mode after 1 minute idle status.
User-friendly long stretched arm designed for free movement in every angle. conveniently supporting doctors to place patients in their comfortable position during treatment.
Built-in magnetic fan designed for high efficient & tranquile working environment as well as to prevent over heating to prolong LED with its emitting time.

